


Report for Microbiology Lab 3 Date _____ Name _____
Microbes in the Environment Section _____ Grade: Report _____
 Quiz _____
 Total _____

1. Give an example of a scientific name, capitalizing and underlining correctly.


2. Write an example of a standard label in the space below. Blood agar is your media and the organism you are culturing is *Citrobacter freundii*.

3. Have you Petri plate checked by your instructor after it has grown. Initials _____


4. Demonstrations: Carefully observe each of the demonstrations provided and draw the types of organisms designated below.




Type of protozoan _____
 Name _____
 Magnification _____



Type of fungus _____
 Name _____
 Magnification _____



Type of algae _____
Name _____
Magnification _____



Type of bacterium _____
Name _____
Magnification _____

5. **Make sure you have 4 clean slides for next week's exercise** and complete any additional assignments as directed by your instructor.